



GULF SOUTH CONFERENCE

2101 Providence Park – Suite 200 – Hoover, AL 35242

Phone (205) 991-9880 – Fax (205) 437-0505

http://www.gulfsouthconference.org

Nathan N. Salant, Esq-Commissioner

For Immediate Release

Contact: Michael Banks, Assistant Sports Information Director

December 10, 2009

2009 GULF SOUTH CONFERENCE MEN'S SOCCER YEAR IN REVIEW

2009 GSC FINAL STANDINGS									
SCHOOL	Conference				Overall				Streak
	W-L-T	PTS	GF	GA	W-L-T	PTS	GF	GA	
^ West Florida	4-0-1	9	16	1	11-6-2	24	39	21	W-2
^ Alabama-Huntsville	3-0-2	8	9	4	6-7-4	16	27	26	L-1
^ Christian Brothers	3-1-1	7	9	6	8-9-2	18	40	33	L-1
^ Ouachita Baptist	2-3-0	4	6	10	6-8-0	12	29	26	L-1
Harding	1-4-0	2	7	14	4-15-0	8	24	53	L-4
Delta State	0-5-0	0	5	17	3-11-1	7	20	41	L-6

GSC Champion in **BOLD**
^--GSC Tournament Participant

2009 GSC MEN'S SOCCER CHAMPIONSHIPS

(Brosnham Soccer Complex · Pensacola, Fla.)

No. 1 seed West Florida continued its run as the cream of the crop of the Gulf South Conference after claiming its fourth consecutive Men's Soccer Championship. The Argonauts defeated **No. 2 seed Alabama-Huntsville** in the Finals, 2-0. The Chargers, behind the leadership of this year's **GSC Coach of the Year** and **1996 GSC Player of the Year Tafadzwa Ziyenge**, appeared in their first tournament since 2006 and had their highest league finish since 1999. In the semifinals, UAH defeated third-seeded **Christian Brothers**, 3-1 while UWF beat **Ouachita Baptist** 4-1. The Tigers made their first-ever GSC Tournament appearance since joining the league in 2000.

Friday, November 6

Semifinals

(2) Alabama-Huntsville 3, (3) Christian Brothers 1
(1) West Florida 4, (4) Ouachita Baptist 1

Sunday, November 8

Finals

(1) West Florida 2, (2) Alabama-Huntsville 0



ALL-TOURNAMENT TEAM

Most Outstanding Player

Frank Cope, West Florida

Stephen Munoz, West Florida
Matt Tanner, West Florida
Tyler Earley, Alabama-Huntsville
Kyle Goncalves, Alabama-Huntsville
Brian Hadley, Alabama-Huntsville
Oscar Leon, Alabama-Huntsville
Devin Schleif, Alabama-Huntsville
Tony Stock, Alabama-Huntsville
Robert Mingo, Christian Brothers
Payam Pourjavad, Ouachita Baptist

2009 MEN'S SOCCER AWARDS

2009 GSC PLAYERS OF THE WEEK

DATE	PLAYER	DEFENDER
09/01/09	M, Paul Willoughby, UWF	D, Sean Reynolds, UWF
09/08/09	F, Stephen Munoz, UWF	D, Sean Reynolds, UWF
09/15/09	F, Zach Tubinis, CBU	D, Nikola Kljaic, UWF
09/22/09	F, Jay Mainville, UWF	D, Nikola Kljaic, UWF
09/29/09	F, Kyle Gonclaves, UAH	G, Neal Ozmun, OBU
10/06/09	M, Clark Bradford, CBU	G, Elliott Purdom, UWF
10/13/09	F, Connor Galloway, HU	D, Trey Kramer, UWF
10/20/09	M, Richard Dixon, UWF	D, Marquel Waldron, UWF
10/25/09	M, Kota Kashiwagi, UAH	D, Robert Mingo, CBU
11/03/09	M, Rizvan Ceka, OBU	G, Neal Ozmun, OBU

2009 ALL-GSC TEAM

FIRST TEAM			SECOND TEAM		
Pos	Player	School	Pos	Player	School
G	Tyler Earley	Alabama-Huntsville	G	Neal Ozmun	Ouachita Baptist
D	Devin Schleif	Alabama-Huntsville	D	Brian Hadley	Alabama-Huntsville
D	Robert Mingo	Christian Brothers	M	Tomokai Matsuo	Alabama-Huntsville
D	Chad Marshall	Harding	M	Matt Tanner	West Florida
D	Nikola Kljaic	West Florida	F	David Horstmann	Delta State
D	Trey Kramer	West Florida	F	Jay Mainville	West Florida
M	Gordon Blum	Christian Brothers			
M	Clark Bradford	Christian Brothers			
M	Rizvan Ceka	Ouachita Baptist			
M	Richard Dixon	West Florida			
F	Zach Tubinis	Christian Brothers			
F	Connor Galloway	Harding			
F	Paul Willoughby	West Florida			

Player of the Year - Richard Dixon, West Florida

Freshman of the Year - Rizvan Ceka, Ouachita Baptist

Coach of the Year - Tafadzwa Ziyenge, Alabama-Huntsville

GSC ON ALL-REGION TEAMS

DAKTRONICS® ALL-SOUTH REGION

SECOND TEAM

Robert Mingo, D, CBU
 Zach Tubinis, F, CBU
 Richard Dixon, M, UWF
 Nikola Kljaic, D, UWF
 Stephen Munoz, F, UWF
 Paul Willoughby, M, UWF

NSCAA/adidas® ALL-SOUTH REGION

SECOND TEAM

Richard Dixon, M, UWF
 Paul Willoughby, M, UWF

2009 GSC MEN'S SOCCER AWARDS

GSC on the 2009 ESPN The Magazine® All-District Academic Soccer Teams (Selected by CoSIDA)

District 6

First Team

F, Connor Galloway, Harding



GSC RECORDS TIED OR BROKEN Complete Record Book Update on Pages 7-13

COACHING RECORDS

GSC Career Wins

176 - Bill Elliott, UWF (1996-Present; Owns Previous Record)

GSC Career Winning Percentage (Min. Three Seasons)

.676 - Bill Elliott, UWF (1996-Present; Owns Previous Record)

GSC TOURNAMENT RECORDS

Individual Match

Goals (Tied with 10 players)

2 - Kyle Goncalves, Alabama-Huntsville vs. Christian Brothers, Semis

2 - Stephen Munoz, West Florida vs. Ouachita Baptist, Semis

GSC Week-by-Week in the NSCAA/adidas® Polls

	UAH	CBU	DSU	HU	OBU	UWF
Preseason	NR	NR	NR	NR	NR	20
09/01/09	NR	NR	NR	NR	NR	17
09/08/09	NR	NR	NR	NR	NR	15
09/15/09	NR	NR	NR	NR	NR	22
09/22/09	NR	NR	NR	NR	NR	25
09/29/09	NR	NR	NR	NR	NR	NR
10/06/09	NR	NR	NR	NR	NR	NR
10/13/09	NR	NR	NR	NR	NR	NR
10/20/09	NR	NR	NR	NR	NR	NR
10/27/09	NR	NR	NR	NR	NR	NR
11/03/09	NR	NR	NR	NR	NR	NR
11/10/09	NR	NR	NR	NR	NR	NR
12/08/09	NR	NR	NR	NR	NR	NR

Legend

RV: Receiving Votes

NR: Not Ranked

UPDATED ALL-TIME GSC TOURNAMENT STANDINGS

Team	App.	Won	Lost	Tie	PCT	Finals	Titles	Years Won
West Florida	11	15	3	1	.816	8	7	1998, 01, 03, 06-09
Alabama-Huntsville	6	4	4	2	.500	4	2	1996, 97
Christian Brothers	11	2	9	1	.208	1	1	2000
Harding	2	0	2	0	.000	0	0	
Ouachita Baptist	1	0	1	0	.000	0	0	

2009 GSC MEN'S SOCCER NOTES AND STATS

GSC IN FINAL NCAA STATISTICS

INDIVIDUAL STATISTICS

(30 ranked)

Points Per Game

30. Rizvan Ceka, OBU 1.75

Goals Per Game

28. Rizvan Ceka, OBU 0.75

Assists Per Game

24. Sergiu Postolache, OBU 0.45

COACHES RECORDS

<u>Coach</u>	<u>School</u>	<u>School (Years)</u>	<u>Career (Years)</u>
"Lincoln" Ziyenge	UAH	7-9-6 (2 years)	Same
Clint Browne	CBU	57-43-12 (6 years)	79-56-16 (8 years)
Jim Allen	DSU	23-78-4 (6 years)	Same
Greg Harris	HU	44-104-7 (9 years)	Same
Alex Denning	OBU	10-15-1 (2 years)	Same
Bill Elliott	UWF	176-78-25 (15 yrs)	193-92-26 (17 yrs)

GSC VS. NSCAA TOP 25 TEAMS

	<u>W</u>	<u>L</u>	<u>T</u>	<u>Pct.</u>
Alabama-Huntsville	0	0	0	.000
Christian Brothers	0	1	0	.000
Delta State	0	1	0	.000
Harding	0	1	0	.000
Ouachita Baptist	0	0	0	.000
<u>West Florida</u>	<u>0</u>	<u>1</u>	<u>1</u>	<u>.250</u>
Total	0	4	1	.100

GSC VS. NON-CONFERENCE FOES

GSC VS. DIVISION II FOES

	<u>W</u>	<u>L</u>	<u>T</u>	<u>Pct.</u>
Great Lakes Valley	0	3	1	.125
Independents	0	3	0	.000
Lone Star	0	1	0	.000
Peach Belt	2	4	0	.333
South Atlantic	0	1	0	.000
<u>Sunshine State</u>	<u>3</u>	<u>8</u>	<u>1</u>	<u>.292</u>
Totals	5	20	2	.222

GSC VS. OTHER CLASSIFICATIONS

Division III	6	2	0	.750
NAIA	9	14	2	.400
NCCAA	1	1	0	.500
<u>USCAA</u>	<u>0</u>	<u>1</u>	<u>0</u>	<u>.000</u>
Totals	16	18	2	.472

Overall Non-Conference Record 21 38 4 .365

GSC TEAMS IN OVERTIME

	<u>W</u>	<u>L</u>	<u>T</u>	<u>Pct.</u>
Alabama-Huntsville	1	0	4	.600
Christian Brothers	0	1	2	.333
Delta State	0	2	1	.167
Harding	1	2	0	.333
Ouachita Baptist	0	0	0	.000
<u>West Florida</u>	<u>0</u>	<u>0</u>	<u>2</u>	<u>.500</u>
Total	2	5	9	.406

GSC VS. SOUTH REGION FOES

<u>Team</u>	<u>Total</u>	<u>Non-Conference</u>
Alabama-Huntsville	4-1-2	0-0-0
Christian Brothers	6-4-1	1-2-0
Delta State	0-8-0	0-2-0
Harding	1-7-0	0-2-0
Ouachita Baptist	2-6-0	0-1-0
<u>West Florida</u>	<u>8-3-2</u>	<u>2-3-1</u>
TOTAL	21-28-5	3-10-1

2009 NSCAA/adidas® Division II Top 25 Poll

(12/08/09)

<u>Team</u>	<u>Prev.</u>	<u>W-L-T</u>			
1. Fort Lewis (Colo.)	1	24-1-0	13. Slippery Rock (Pa.)	12	18-4-1
2. Lees-McRae (N.C.)	9	18-3-2	14. Anderson (S.C.)	24	13-4-3
3. Lewis (Ill.)	20	16-3-3	15. Wilmington (Del.)	13	19-3-1
4. LeMoyne (N.Y.)	6	17-3-3	16. Franklin Pierce (N.H.)	25	13-5-3
5. Tampa (Fla.)	t-10	17-3-1	17. Millersville (Pa.)	4	17-3-0
6. Cal St.-Dominguez Hills	15	17-6-1	18. Colorado Mines	t-10	15-3-4
7. Univ. of Charleston (W. Va.)	14	17-3-0	19. Midwestern St. (Texas)	8	13-2-3
8. Southern New Hampshire	22	14-4-4	20. Carson-Newman (Tenn.)	16	14-5-1
9. Drury (Mo.)	2	21-2-0	21. Northern Kentucky	17	15-6-2
10. Rollins (Fla.)	5	17-3-1	22. Sonoma State (Calif.)	21	14-5-4
11. West Texas A&M	3	15-2-2	23. Lynn (Fla.)	18	12-4-1
12. Cal St.-Los Angeles	7	18-4-1	24. Truman State (Mo.)	19	12-3-1
			25. Cal State-San Bernardino	RV	14-6-1

GSC MEN'S SOCCER TEAM RESULTS

GSC Games in **BOLD**

UAH CHARGERS

(6-7-4, 3-0-2 GSC)

DATE	OPPONENT	RESULT
Aug. 28	Concordia-Selma (Ala.)	L 0-1
Aug. 30	at Shorter (Ga.)	L 2-3
Sep. 07	at Trevecca Nazarene (Tenn.)	T 2-2
Sep. 11	at Clayton State (Ga.)	L 0-3
Sep. 15	Martin Methodist (Tenn.)	L 0-1
Sep. 19	at Covenant (Ga.)	T 4-4
Sep. 25	at Harding	W 4-3 OT
Sep. 27	at Ouachita Baptist	W 1-0
Sep. 30	Montevallo (Ala.)	W 2-1
Oct. 04	Lincoln Memorial (Tenn.) (RV)	L 1-2
Oct. 07	Tennessee Wesleyan	W 3-0
Oct. 16	West Florida	T 0-0
Oct. 18	Lambuth	L 1-2
Oct. 25	at Delta State	W 4-1
Oct. 28	Christian Brothers	T 0-0
Oct. 31	at Bryan College (Tenn.)	Canceled
Nov. 06	1-vs. Christian Brothers	W 3-1
Nov. 08	2-vs. West Florida	L 0-2

1-GSC Tournament Semifinals
Brosnaham Park (Pensacola, Fla.)
2-GSC Tournament Championship
Brosnaham Park (Pensacola, Fla.)



CBU BUCCANEERS

(8-9-2, 3-1-1 GSC)

DATE	OPPONENT	RESULT
Aug. 27	Rust (Miss.)	W 11-0
Aug. 28	Indianapolis (Ind.)	T 1-1
Aug. 30	Florida Tech	L 0-1
Sep. 05	1-vs. Truman State (Mo.)	L 0-4
Sep. 06	1-vs. Lindenwood (Mo.)	L 0-2
Sep. 11	2-vs. Barry (Fla.)	W 2-1
Sep. 13	2-at #6 Lynn	L 0-4
Sep. 26	Lambuth	L 0-2
Sep. 30	Delta State	W 3-2
Oct. 03	at Delta State	W 3-0
Oct. 06	at Union (Tenn.)	L 3-4
Oct. 10	West Florida	L 0-3
Oct. 18	Southern Indiana	L 3-4 OT
Oct. 21	Ouachita Baptist	W 3-0
Oct. 25	at Harding	W 3-1
Oct. 28	at Alabama-Huntsville	T 0-0
Nov. 02	Harding	W 4-0
Nov. 03	at Rhodes (Tenn.)	W 3-1
Nov. 06	3-vs. Alabama-Huntsville	L 1-3

1-Quincy Bowl (Quincy, Ill.)
2-Lynn/Embassy Suites Invitational
McCusker Sports Complex (Boca Raton, Fla.)
3-GSC Tournament Semifinals
Brosnaham Park (Pensacola, Fla.)



DSU STATESMEN

(3-11-1, 0-5-0 GSC)

DATE	OPPONENT	RESULT
Aug. 28	Florida Tech	L 2-3
Aug. 30	#9 Lynn (Fla.)	L 1-8
Sep. 01	at Mississippi College	L 0-1 2OT
Sep. 03	Union (Tenn.)	W 3-2
Sep. 06	1-vs. Saint Leo (Fla.) (RV)	Canceled
Sep. 08	Lee University (Tenn.)	T 2-2
Sep. 11	at Louisiana College	W 5-2
Sep. 17	at Bethel (Tenn.)	L 1-2
Sep. 23	at Belhaven (Miss.)	L 0-1
Sep. 26	at Spring Hill (Ala.)	W 1-0
Sep. 30	at Christian Brothers	L 2-3
Oct. 02	Christian Brothers	L 0-3
Oct. 05	at Faulkner (Ala.)	Canceled
Oct. 09	at Harding	L 1-2 2OT
Oct. 11	at Ouachita Baptist	L 1-2
Oct. 13	at Lyon (Ark.)	Canceled
Oct. 16	Lambuth	Canceled
Oct. 18	West Florida	L 0-6
Oct. 25	Alabama-Huntsville	L 1-4

1-UWF Soccer Complex (Pensacola, Fla.)



HU BISONS

(4-15-0, 1-4-0 GSC)

DATE	OPPONENT	RESULT
Aug. 28	#9 Lynn (Fla.)	L 3-5
Aug. 30	at Northeastern State (Okla.)	L 0-1 OT
Sep. 01	at Ozarks (Ark.)	L 1-4
Sep. 04	at Drury (Mo.)	L 0-7
Sep. 07	Palm Beach Atlantic (Fla.)	L 0-1
Sep. 12	Texas-Tyler	W 1-0
Sep. 15	Lyon (Ark.)	W 1-0
Sep. 18	1-vs. North Georgia	L 0-3
Sep. 20	1-vs. Georgia Southwestern St.	L 1-3
Sep. 22	at Missouri-St. Louis	L 1-5
Sep. 25	Alabama-Huntsville	L 3-4 OT
Sep. 29	Williams Baptist (Ark.)	W 7-0
Oct. 02	at Lambuth	L 0-1
Oct. 04	at West Florida	L 1-2
Oct. 09	Delta State	W 2-1 2OT
Oct. 23	at Belhaven (Miss.)	L 2-5
Oct. 25	Christian Brothers	L 1-3
Nov. 01	at Ouachita Baptist	L 0-4
Nov. 02	at Christian Brothers	L 0-4

1-PBC, GSC, SSC, SAC Invitational
CSU Soccer Complex (Columbus, Ga.)



GSC MEN'S SOCCER TEAM RESULTS

GSC Games in **BOLD**

OBU TIGERS (6-8-0, 2-3-0 GSC)

DATE	OPPONENT	RESULT
Aug. 29	at Dallas Christian (Texas)	W 3-0
Aug. 30	at Texas Wesleyan	L 1-3
Sep. 01	at John Brown (Ark.)	L 1-2
Sep. 03	at Louisiana College	W 6-0
Sep. 05	Palm Beach Atlantic (Fla.)	L 1-4
Sep. 11	Williams Baptist (Ark.)	W 7-0
Sep. 13	Texas-Tyler	Canceled
Sep. 22	at LeTourneau (Texas)	W 2-1
Sep. 27	Alabama-Huntsville	L 0-1
Oct. 02	at West Florida	L 0-5
Oct. 11	Delta State	W 2-1
Oct. 19	at Central Baptist (Ark.)	L 1-2
Oct. 21	at Christian Brothers	L 0-3
Oct. 26	at Central Baptist (Ark.)	Canceled
Nov. 01	Harding	W 4-0
Nov. 06	1-vs. West Florida	L 1-4

1-GSC Tournament Semifinals
Brosnaham Park (Pensacola, Fla.)



UWF ARGONAUTS (11-6-2, 4-0-1 GSC)

DATE	OPPONENT	RESULT
Aug. 28	Flagler (Fla.)	W 4-2
Aug. 30	Thomas (Ga.)	Canceled (Weather)
Sep. 04	Saint Leo (Fla.) (RV)	W 2-1
Sep. 08	Spring Hill (Ala.)	W 2-0
Sep. 11	at Rollins (Fla.)	L 0-2
Sep. 13	at Florida Southern	W 6-1
Sep. 18	1-#1 Tampa (Fla.)	T 1-1
Sep. 22	Montevallo (Ala.)	L 0-1
Sep. 25	at Nova Southeastern (Fla.)	L 0-1
Sep. 27	at #2 Lynn (Fla.)	L 0-1
Oct. 02	Ouachita Baptist	W 5-0
Oct. 04	Harding	W 2-1
Oct. 10	at Christian Brothers	W 3-0
Oct. 16	at Alabama-Huntsville	T 0-0
Oct. 18	at Delta State	W 6-0
Oct. 23	William Carey (Miss.)	L 0-5
Oct. 27	at Mobile (Ala.)	W 2-1
Oct. 31	Lambuth	L 0-3
Nov. 06	1-vs. Ouachita Baptist	W 4-1
Nov. 08	2-vs. Alabama-Huntsville	W 2-0

1-GSC Tournament Semifinals
Brosnaham Park (Pensacola, Fla.)
2-GSC Tournament Championship
Brosnaham Park (Pensacola, Fla.)



2009 GSC SOCCER TOURNAMENT (Brosnaham Park, Pensacola, Fla.)

The top four teams in the final GSC standings will qualify for the GSC Men's and Women's Soccer Championship Tournament and be seeded according to their standing.

Friday, November 6

Women's Semi-Finals

Game 1: **#2 UNA 4, #3 UAH 0**

Game 2: **#1 UWF 6, #4 CBU 0**

Men's Semi-Finals

Game 3: **#2 UAH 3, #3 CBU 1**

Game 4: **#1 UWF 4, #4 OBU 1**

Sunday, November 8

Women's Final

Game 5: **#1 UWF 4, #2 UNA 1**

Men's Final

Game 6: **#1 UWF 2, #2 UAH 0**



GSC MEN'S SOCCER RECORDS

TEAM RECORDS

GOALS

Match:

15-Harding vs. Rust	2008
14-West Florida vs. Delta State	2003
14-Christian Brothers vs. Freed-Hardeman	2001
13-Christian Brothers vs. Freed-Hardeman	2001
11-Christian Brothers vs. Rust	2009
11-Harding vs. Williams Baptist	2002
11-Central Arkansas vs. Williams Baptist	2001
11-Lincoln Memorial vs. Hillsdale	1998
11-Christian Brothers vs. St. Francis	1998
11-Montevallo vs. Morehouse	1998

Season:

80-Christian Brothers	2001
78-Alabama-Huntsville	1996
76-West Florida	2003
72-West Florida	2006
63-Lincoln Memorial	2004
68-Christian Brothers	2000
63-West Florida	2007
62-Christian Brothers	1998
62-West Florida	1998

ASSISTS

Match:

15-Christian Brothers vs. Freed-Hardeman	2001
13-Montevallo vs. Harding	2004
13-Montevallo vs. Morehouse	1998
12-Harding vs. Williams Baptist	2002
12-Montevallo vs. Christian Brothers	1997
11-Christian Brothers vs. Freed-Hardeman	2001
10-Montevallo vs. North Georgia	2006
10-Christian Brothers vs. Harding	2001

Season:

75-Montevallo	2006
68-Christian Brothers	2001
64-Montevallo	2008
64-West Florida	2007
62-Montevallo	2007
60-West Florida	2006
60-West Florida	1998
59-Montevallo	2004
57-Lincoln Memorial	1998
56-Christian Brothers	1998

POINTS

Match:

43-Christian Brothers v. Freed-Hardeman (14 goals, 15 assists)	2001
38-Harding vs. Rust (15 goals, 8 assists)	2008
37-Christian Brothers v. Freed-Hardeman (13 goals, 11 assists)	2001
35-West Florida vs. Delta State (14 goals, 7 assists)	2003
35-Montevallo vs. Morehouse (11 goals, 13 assists)	1998
34-Harding vs. Williams Baptist (11 goals, 12 assists)	2002
33-Montevallo vs. Harding (10 goals, 13 assists)	2004
31-Lincoln Memorial vs. Hillsdale (11 goals, 9 assists)	1998
28-Held by three teams. Most recently by: Christian Brothers vs. Harding (9 goals, 11 assists)	2001
27-Christian Brothers vs. Rust (11 goals, 5 assists)	2009

Season:

228-Christian Brothers (80 goals, 68 assists)	2001
204-West Florida (72 goals, 60 assists)	2006
197-Alabama-Huntsville (78 goals, 43 assists)	1996
193-West Florida (76 goals, 41 assists)	2003
191-Christian Brothers (68 goals, 55 assists)	2000

Points, Season (cont.)

190-West Florida (63 goals, 64 assists)	2007
187-Montevallo (56 goals, 75 assists)	2006
184-West Florida (62 goals, 60 assists)	1998
182-Montevallo (60 goals, 62 assists)	2007
180-Christian Brothers (62 goals, 56 assists)	1998

SHOTS ON GOAL

Match:

41-West Florida vs. Spring Hill	1998
37-Montevallo vs. Huntingdon	1999
32-Montevallo vs. Huntingdon	1998
31-West Florida vs. Dallas Baptist	1998
31-Montevallo vs. Morehouse	1998
31-Montevallo vs. Spring Hill	1997
29-Harding vs. Rust	2008
25-West Florida vs. Thomas	1998
25-Harding vs. Williams Baptist	2002

Season:

435-West Florida	2003
399-Montevallo	2007
358-Christian Brothers	1998
343-Alabama-Huntsville	1996
312-West Florida	1996

SAVES

Match:

21-Christian Brothers vs. Martin Methodist	1996
19-Central Arkansas vs. Montevallo	1996
17-Harding vs. Central Arkansas	2004
17-West Florida vs. William Carey	1996
15-Harding vs. University of Ozarks	2000
14-Harding vs. Barry	2005
14-Harding vs. Northeastern State	2004
14-Harding vs. Missouri-Rolla	2004
14-Harding vs. Belhaven	2003
14-Harding vs. Missouri Southern	2000

Season:

181-Central Arkansas	1997
174-Christian Brothers	1996
168-Delta State	2004
145-Harding	2000

LOWEST GOALS AGAINST AVERAGE

0.59-Montevallo	2004
0.70-West Florida	2007
0.76-Christian Brothers	2007
0.77-Montevallo	2007
0.77-Central Arkansas	2002
0.80-West Florida	2006
0.83-Alabama-Huntsville	1996
0.86-Montevallo	2005
0.86-Montevallo	1997
0.90-Christian Brothers	2000

SHUTOUTS

12-Montevallo	2007
11-West Florida	2007
11-Christian Brothers	2000
10-Christian Brothers	2007
9-Montevallo	2004
9-West Florida	1996
8-Held by four teams. Most recently by: West Florida	2008

GSC MEN'S SOCCER RECORDS

TEAM RECORDS

MINUTES

2,242-West Florida	2006
2,208-Montevallo	2007
1,993-Central Arkansas	2002
1,980-West Florida	1996
1,914-Lincoln Memorial	1998
1,909-Christian Brothers	2000
1,904-Montevallo	2008
1,890-Lincoln Memorial	1996
1,885-West Florida	2001
1,873-Central Arkansas	2004

FEWEST GOALS ALLOWED

11-Montevallo	2004
14-West Florida	2007
15-Christian Brothers	2007
15-Montevallo	2005
15-Montevallo	1997
15-Alabama-Huntsville	1996
17-Central Arkansas	2002
19-Held by five teams. Most recently by: Montevallo	2007

FEWEST SHOTS ALLOWED

122-Lincoln Memorial	1997
152-Alabama-Huntsville	1996
154-West Florida	1998
156-West Florida	1997

CONSECUTIVE SHUTOUTS

4-West Florida (three times)	2007, 06, 03
------------------------------------	--------------

CONSECUTIVE SCORELESS MINUTES

514-Montevallo	2007
486-West Florida	2006
457-West Florida	2007
399-Christian Brothers	2000
396-West Florida	1997
374-West Florida	2007
374-Christian Brothers	2007
361-Christian Brothers	2008
360-West Florida	2003
338-West Florida	1998

WINS

20-West Florida (20-1-3)	2006
18-West Florida (18-2-0)	2007
18-Montevallo (18-4-2)	2007
17-Central Arkansas (17-2-2)	2002
16-Christian Brothers (16-5-0)	2000
16-West Florida (16-4-0)	1998
16-Alabama-Huntsville (16-1-1)	1996
15-Montevallo (15-6-0)	2008
15-West Florida (15-4-3)	2008
15-West Florida (15-3-2)	2001
15-Alabama-Huntsville (15-2-1)	1997

WINNING PERCENTAGE

.917-Alabama-Huntsville (16-1-1)	1996
.900-West Florida (18-2-0)	2007
.861-Alabama-Huntsville (15-2-1)	1997
.857-Central Arkansas (17-2-2)	2002
.833-West Florida (20-1-3)	2006
.800-West Florida (16-4-0)	1998
.792-Montevallo (18-4-2)	2007
.781-Lincoln Memorial (12-3-1)	2004
.765-Central Arkansas (12-3-1)	1999
.761-Christian Brothers (16-5-0)	2000

LONGEST WINNING STREAK

18-West Florida	2007
14-Central Arkansas	2002
13-Montevallo	2008
13-West Florida	2006
12-Montevallo	2007
11-West Florida	1998
8-West Florida	2000
8-Alabama-Huntsville	1996
7-Central Arkansas	2001
7-Alabama-Huntsville	1996

LONGEST UNBEATEN STREAK

22-West Florida	2006
18-West Florida	2007
18-Central Arkansas	2002
16-Alabama-Huntsville	1996
13-Montevallo	2008
13-Montevallo	2007
11-West Florida	1998
8-Central Arkansas	2005
8-West Florida	2001
8-Montevallo	1997

WIDEST MARGIN OF VICTORY

15-Harding vs. Rust	2008
14-Christian Brothers vs. Freed-Hardeman	2001
13-Christian Brothers vs. Freed-Hardeman	2001
11-Christian Brothers vs. Rust	2009
11-Harding vs. Williams Baptist	2002
11-Central Arkansas vs. Williams Baptist	2001
11-Lincoln Memorial vs. Hillsdale	1998
10-West Florida at Georgia Southwestern	2006
10-Christian Brothers vs. Bethel	2000
10-Montevallo vs. Morehouse	1998
10-Central Arkansas vs Williams Baptist	1997

INDIVIDUAL RECORDS

GOALS

Match:

5-Mariano Ilari, Christian Brothers vs. Lincoln Memorial	2003
4-Held by ten players. Most recently by: Jonathan Maloney, Montevallo vs. Ga. Southwestern	2007

Season:

25-Frederico Moojen, Lincoln Memorial (19 matches)	2005
25-Lincoln Ziyenge, Alabama-Huntsville (18 matches)	1996
25-Jon Stefansson, West Florida (19 matches)	1998
24-Barry Gibney, Christian Brothers (16 matches)	2001
23-Frederico Moojen, Lincoln Memorial (15 matches)	2004
22-Jonathan Maloney, Montevallo (22 matches)	2007
22-Jonathan Maloney, Montevallo (20 matches)	2006
19-Bassam Karim, Montevallo (19 matches)	2000
18-Held by four players. Most recently by: Jonathan Maloney, Montevallo (20 matches)	2008

Career:

70-Jonathan Maloney, Montevallo (75 matches)	2005-08
69-Barry Gibney, Christian Brothers (73 matches)	1998-01
51-Frederico Moojen, Lincoln Memorial (34 matches)	2004-05
48-Brett Johnson, Central Arkansas (71 matches)	1996-99
47-Keith Savage, West Florida (78 matches)	2003, 05-07
44-Stephen Simmons, West Florida (74 matches)	2000-03
41-Ben Faris, Harding (65 matches)	2002-05
39-Dave Swaney, Lincoln Memorial (60 matches)	1996-98
39-Eddie Mukahanana, Montevallo (51 matches)	1998-00
38-Sheldon Cooper, Central Arkansas (67 matches)	2000-03

GSC MEN'S SOCCER RECORDS

INDIVIDUAL RECORDS

GOALS PER MATCH

Season:

1.53-Frederico Moojen, Lincoln Memorial (23 goals, 15 matches) ..	2004
1.50-Barry Gibney, Christian Brothers (24 goals, 16 matches)	2001
1.39-Lincoln Ziyenge, Lincoln Memorial (25 goals, 18 matches)	1996
1.32-Frederico Moojen, Lincoln Memorial (25 goals, 19 matches) ..	2005
1.32-Jon Stefansson, West Florida (25 goals, 19 matches)	1998
1.25-Jeff Ireland, Harding (15 goals, 12 matches)	2001
1.10-Jonathan Maloney, Montevallo (22 goals, 20 matches)	2006
1.06-Diogo Silvy, Lincoln Memorial (17 goals, 16 matches)	2004
1.06-Brett Johnson, Central Arkansas (18 goals, 17 matches)	1999

Career:

1.50-Frederico Moojen, LMU (51 goals, 34 matches)	2004-05
1.39-Lincoln Ziyenge, Alabama-Huntsville (25 goals, 18 matches) .	1996
1.32-Jon Stefansson, West Florida (25 goals, 19 matches)	1998
0.95-Jimmy McHenry, West Florida (29 goals, 37 matches)	2006-07
0.94-Barry Gibney, Christian Brothers (69 goals, 73 matches) ..	1998-01
0.93-Jonathan Maloney, UM (70 goals, 75 matches)	2005-08
0.77-Felipe Lawall, West Florida (31 goals, 40 matches)	03, 05-06
0.76-Eddie Mukahanana, Montevallo (39 goals, 51 matches)	1998-00
0.74-David Mwendapole, LMU (28 goals, 38 matches)	1998-00
0.73-Ross Comeaux, Ala.-Huntsville (25 goals, 34 matches)	1996-97

GAME-WINNING GOALS

Season:

10-Jonathan Maloney, Montevallo	2007
10-Jon Stefansson, West Florida	1998
8-Frederico Moojen, Lincoln Memorial	2005
8-Lincoln Ziyenge, Alabama-Huntsville	1996
7-Jonathan Maloney, Montevallo	2006
6-Jimmy McHenry, West Florida	2007
6-Felipe Lawall, West Florida	2006
6-Brett Johnson, Central Arkansas	1998
5-Held by 13 players. Most recently by:	
Jonathan Maloney, Montevallo	2008

Career:

24-Jonathan Maloney, Montevallo	2005-08
16-Brett Johnson, Central Arkansas	1996-99
14-Lincoln Ziyenge, Alabama-Huntsville	1996
13-Ryan McKean, Central Arkansas	2001-04
11-Stephen Simmons, West Florida	2000-03
11-Aren Cook, West Florida	1996-98
10-Sheldon Cooper, Central Arkansas	2000-03
10-Jon Stefansson, West Florida	1998

ASSISTS

Match:

6-Martin Cocker, Montevallo vs Spring Hill	1997
4-Glenn Murphy, Montevallo vs. Lincoln Memorial	2005
4-Jon Ireland, Harding vs. Williams Baptist	2002
4-Pat Cannon, West Florida vs. Ouachita Baptist	2000
4-Martin Cocker, Montevallo vs Christian Brothers	1997
4-Martin Cocker, Montevallo vs. Morehosue	1998
3-Held by 17 players. Most recently by:	
Jay Mainville, West Florida at Florida Southern	2009
Stephen Munoz, West Florida at Florida Southern	2009

Season:

20-Glenn Murphy, Montevallo (19 matches)	2006
16-Martin Cocker, Montevallo (17 matches)	1997
15-Felipe Lawall, West Florida (21 matches)	2006
14-Glenn Murphy, Montevallo (23 matches)	2007
14-Jon Stefansson, West Florida (19 matches)	1998
13-Glenn Murphy, Montevallo (18 matches)	2004
13-Keith Segovia, West Florida (19 matches)	1998
13-Eddie Escobar, Lincoln Memorial (20 matches)	1996
12-Held by four players. Most recently by:	
Diogo Silvy, Lincoln Memorial (16 matches)	2004

ASSISTS (cont.)

Career:

57-Glenn Murphy, Montevallo (78 matches)	2004-07
35-Barry Gibney, Christian Brothers (73 matches)	1998-01
34-Tim Arnebold, Christian Brothers (75 matches)	1998-01
31-Martin Cocker, Montevallo (50 matches)	1996-98
27-Jonathan Maloney, Montevallo (75 matches)	2005-08
27-Matthew Wheatley, Montevallo (65 matches)	1996-99
26-Eddie Escobar, Lincoln Memorial (75 matches)	1996-99
25-James Ward, Montevallo (79 matches)	2005-08
25-Keith Savage, West Florida (78 matches)	2003, 05-07
25-Pat Cannon, West Florida (75 matches)	1998-01

ASSISTS PER MATCH

Season (Minimum of 75% of team matches played):

1.00-Glenn Murphy, Montevallo (20 assists, 20 matches)	2006
0.94-Martin Cocker, Montevallo (16 assists, 17 matches)	1997
0.75-Diogo Silvy, Lincoln Memorial (12 assists, 16 matches)	2004
0.75-Barry Gibney, Christian Brothers (12 assists, 16 matches) ..	2001
0.74-Jon Stefansson, West Florida (14 assists, 19 matches)	1998
0.72-Glenn Murphy, Montevallo (13 assists, 18 matches)	2004
0.71-Felipe Lawall, West Florida (15 assists, 21 matches)	2006
0.68-Keith Segovia, West Florida (13 assists, 19 matches)	1998
0.66-Jimmy Drain, Christian Brothers (12 assists, 18 matches)	2001
0.65-Eddie Escobar, Lincoln Memorial (13 assists, 20 matches) ..	1996

Career (Min. two seasons):

0.73-Glenn Murphy, Montevallo (57 assists, 78 matches)	2004-07
0.62-Martin Cocker, Montevallo (31 assists, 50 matches)	1996-98
0.52-Felipe Lawall, West Florida (21 assists, 40 matches) ..	2003, 05-06
0.48-Tim Arnebold, Christian Brothers (34 assists, 75 matches) ..	1998-01
0.48-Barry Gibney, Christian Brothers (35 assists, 73 matches) ..	1998-01
0.47-Ross Comeaux, Ala.-Huntsville (16 assists, 34 matches) .	1996-97
0.44-Mark McKeever, CBU (16 assists, 36 matches)	1999-00
0.40-Matthew Wheatley, Montevallo (27 assists, 65 matches) ..	1996-99

POINTS

Match:

10-Barry Gibney, Christian Brothers vs. HU (4 goals, 2 assists) ..	2001
10-Barry Gibney, CBU vs. Freed-Hardeman (4 goals, 2 assists) ..	2001
9-Held by seven players. Most recently by:	
Frederico Moojen, Lincoln Memorial vs. HU (4 goals, 1 assist) ..	2005
8-Held by five players. Most recently by:	
Jonathan Maloney, Montevallo vs. Ga. Southwestern (4 goals) .	2007

Season:

64-Jon Stefansson, West Florida (19 matches)	1998
60-Barry Gibney, Christian Brothers (16 matches)	2001
56-Frederico Moojen, Lincoln Memorial (19 matches)	2005
56-Lincoln Ziyenge, Alabama-Huntsville (18 matches)	1996
54-Jonathan Maloney, Montevallo (20 matches)	2006
53-Frederico Moojen, Lincoln Memorial (15 matches)	2004
49-Jonathan Maloney, Montevallo (22 matches)	2007
46-Diogo Silvy, Lincoln Memorial (16 matches)	2004
44-Held by three players. Most recently by:	
Jonathan Maloney, Montevallo (20 matches)	2008

Career:

167-Jonathan Maloney, UM (70 goals, 27 assists)	2005-08
157-Barry Gibney, Christian Brothers (61 goals, 35 assists)	1998-01
119-Keith Savage, West Florida (47 goals, 25 assists)	2003, 05-07
114-Brett Johnson, Central Arkansas (48 goals, 18 assists)	1996-99
108-Tim Arnebold, Christian Brothers (37 goals, 34 assists)	1998-01
100-Dave Swaney, Lincoln Memorial (39 goals, 22 assists)	1996-98
98-Stephen Simmons, West Florida (42 goals, 10 assists)	2000-03
97-Matthew Wheatley, Montevallo (35 goals, 27 assists)	1996-99
96-Ben Faris, Harding (41 goals, 14 assists)	2002-05
93-Eddie Mukahanana, Montevallo (39 goals, 15 assists)	1998-00

GSC MEN'S SOCCER RECORDS

INDIVIDUAL RECORDS

POINTS PER MATCH

Season (Minimum of 75% of team matches played):

3.75-Barry Gibney, Christian Brothers (60 points, 16 matches)	2001
3.53-Frederico Moojen, Lincoln Memorial (53 points, 15 matches) .	2004
3.37-Jon Stefansson, West Florida (64 points, 19 matches)	1998
3.11-Lincoln Ziyenge, Alabama-Huntsville (56 points, 18 matches)	1996
2.88-Diogo Silvy, Lincoln Memorial (46 points, 16 matches)	2004
2.70-Jonathan Maloney, Montevallo (54 points, 20 matches)	2006
2.58-Jeff Ireland, Harding (31 points, 12 matches)	2001
2.58-Brett Johnson, Central Arkansas (44 points, 17 matches)	1999
2.42-Bassam Karim, Montevallo (46 points, 19 matches)	2000
2.23-Jonathan Maloney, UM (49 points, 22 matches)	2007

Career:

3.37-Jon Stefansson, West Florida (64 points, 19 matches)	1998
3.11-Lincoln Zieyenge, Alabama-Huntsville (56 points, 18 matches)	1996
2.23-Jonathan Maloney, UM (167 points, 75 matches)	2005-08
2.15-Barry Gibney, Christian Brothers (157 points, 73 matches)	1998-01
2.08-Jimmy McHenry, West Florida (77 points, 37 matches)	2006-07
2.07-Felipe Lawall, West Florida (83 points, 40 matches)	2003, 05-06
1.94-Ross Comeaux, Ala.-Huntsville (66 points, 34 matches)	1996-97
1.82-Eddie Mukahanana, Montevallo (93 points, 51 matches)	1998-00
1.76-David Mwendapole, LMU (67 points, 38 matches)	1998-00
1.67-Dave Swaney, Lincoln Memorial (100 points, 60 matches)	1996-98

SHOTS ON GOAL

Match:

12-Eddie Mukahanana, Montevallo vs. Huntingdon	1999
12-Jon Stefansson, West Florida vs. Barry	1998
11-Aren Cook, West Florida vs. Thomas	1998
11-Aren Cook, West Florida vs Christian Brothers	1996
10-Eddie Mukahanana, Montevallo vs. Huntingdon	1998
10-Jon Stefansson, West Florida vs. Alabama-Huntsville	1998
10-Lincoln Ziyenge, Alabama-Huntsville vs Alabama A&M	1996
9-Jon Stefansson, West Florida vs. Carson Newman	1998
9-Thor Hakonarson, West Florida vs North Florida	1997
8-Eddie Mukahanana, Montevallo vs. Clayton State	1998

Season:

84-Eddie Mukahanana, Montevallo	1999
72-Lincoln Ziyenge, Alabama-Huntsville	1996
71-Jon Stefansson, West Florida	1998
70-William Jaggwe, Alabama-Huntsville	1999
67-Ross Comeaux, Alabama-Huntsville	1997
64-Eddie Mukahanana, Montevallo	1998
62-Jonathan Maloney, Montevallo	2007
61-Jonathan Maloney, Montevallo	2006
61-Aren Cook, West Florida	1996
58-Bassam Karim, Montevallo	2000

Career:

219-Eddie Mukahanana, Montevallo	1998-00
189-Jonathan Maloney, Montevallo	2005-08
189-William Jaggwe, Alabama-Huntsville	1996-99
183-Aren Cook, West Florida	1996-98
148-Eddie Mukahanana, Montevallo	1998-00
147-Dave Swaney, Lincoln Memorial	1996-98
127-Ben Faris, Harding	2002-05
126-Keith Savage, West Florida	2003, 05-07
122-Nathan Caldwell, Lincoln Memorial	1996-99
113-Ross Comeaux, Alabama-Huntsville	1996-97

GOALKEEPER RECORDS

MATCHES PLAYED

Season:

23-Melford James Jr., Montevallo	2007
20-Juan Garcia, West Florida	2007
20-Corey Jones, Montevallo	2000
19-Eight times, most recently:	
Elliott Purdom, West Florida	2009
18-Seven times, most recently:	
Raven Keet, Montevallo	2004

Career:

73-Nic Stankov, West Florida	1999-02
71-David Scott, Central Arkansas	1996-99
65-Corey Jones, Montevallo	1999-02
61-Adam Woznicki, Central Arkansas	2000-03
59-Raven Keet, Montevallo	2002-05
57-Michael Allen, Harding	2000-03
56-Jake Aycock, Christian Brothers	1998-01
55-James Thurmond, Harding	2006-09
44-Adam Burke, Alabama-Huntsville	1996-98
43-Joel Truitt, Alabama-Huntsville	2002-05

SAVES

Match:

19-David Scott, Central Arkansas vs. Montevallo	1996
17-Simon Brading, West Florida vs William Carey	1996
14-Ryan Hamilton, Harding vs. Barry	2005
14-Chris Freis, Harding vs. Central Arkansas	2004
14-Rees Jones, Harding vs. University of the Ozarks	2000
13-Rob Shenise, Lincoln Memorial vs. Christian Brothers	1996
13-Evan Griffin, Delta State vs. Freed-Hardeman	2005

Season:

146-Shawn Loth, Christian Brothers	1996
127-Evan Griffin, Delta State	2005
125-Daniel Hawthorne, Delta State	2004
121-Ryan Hamilton, Harding	2005
109-Corey Jones, Montevallo	1999
107-Andon Briggs, Montevallo	1998
99-Ben Madsen, Lincoln Memorial	1999
99-Jake Aycock, Christian Brothers	1998
93-Michael Allen, Harding	2003
95-David Scott, Central Arkansas	1997

Career:

350-Corey Jones, Montevallo	1999-02
303-Raven Keet, Montevallo	2002-05
302-David Scott, Central Arkansas	1996-99
288-Nic Stankov, West Florida	1999-02
277-Michael Allen, Harding	2000-03
270-Jake Aycock, Christian Brothers	1998-01
220-Adam Woznicki, Central Arkansas	2000-03
203-James Thurmond, Harding	2006-09
180-Adam Burke, Alabama-Huntsville	1996-98
149-Melford James Jr., Montevallo	2006-07

LOWEST GOALS AGAINST AVERAGE

Season (Minimum 50% of team minutes played):

0.60-Raven Keet, Montevallo	2004
0.65-Adam Burke, Alabama-Huntsville	1996
0.72-Juan Garcia, West Florida	2007
0.74-Craig Lowery, Montevallo	1997
0.78-Melford James Jr., Montevallo	2007
0.85-Daniel Foster, Christian Brothers	2007
0.86-Raven Keet, Montevallo	2005
0.88-Adam Woznicki, Central Arkansas	2002
0.89-Juan Carlos Garcia, West Florida	2006
0.92-Elliott Purdom, West Florida	2009

GSC MEN'S SOCCER RECORDS

GOALKEEPER RECORDS

LOWEST GOALS AGAINST AVERAGE (cont.)

Career (Minimum 1,000 minutes played):

0.74-Juan Garcia, West Florida (31 GA, 3,557 minutes)	2005-07
0.92-Elliott Purdom, West Florida (18 GA, 1,613 minutes)	2009
0.93-Daniel Foster, Christian Brothers (31 GA, 2,984 minutes) .	2005-08
0.99-Melford James Jr., Montevallo (41 GA, 3,725 minutes)	2006-07
1.04-Craig Lowery, Montevallo (26 GA, 2,260 minutes)	1996-97
1.10-Adam Burke, Alabama-Huntsville (50 GA, 4,103 minutes) .	1996-98
1.12-Raven Keet, Montevallo (67 GA, 5,382 minutes)	2002-05
1.16-Matt Gascoigne, West Florida (41 GA, 3,159 minutes) 2003, 05-06	
1.18-Ian Goodman, Central Arkansas (38 GA, 2,889 min.)	2004-05
1.21-Adam Woznicki, Central Arkansas (67 GA, 4,997 minutes) 2000-03	

SHUTOUTS

Season:

11.0-Melford James Jr., Montevallo	2007
8.0-Juan Garcia, West Florida	2007
8.0-Daniel Foster, Christian Brothers	2007
8.0-Raven Keet, Montevallo	2005
8.0-Raven Keet, Montevallo	2004
7.5-Jake Aycock, Christian Brothers	2000
6.5-Craig Lowery, Montevallo	1996
6.0-Held by five players. Most recently by:	
David Esser, Montevallo	2008

Career:

23.0-Raven Keet, Montevallo	2002-05
21.5-David Scott, Central Arkansas	1996-99
17.0-Melford James Jr., Montevallo	2006-07
15.0-Adam Burke, Alabama-Huntsville	1996-98
13.0-Daniel Foster, Christian Brothers	2005-08
12.0-Juan Garcia, West Florida	2005-07
12.0-Nic Stankov, West Florida	2002
11.0-Corey Jones, Montevallo	1999-02
11.0-Simon Brading, West Florida	1996-97

MINUTES

Season:

2,088-Melford James Jr., Montevallo	2007
1,808-Toro Hill, Alabama-Huntsville	1999
1,800-Corey Jones, Montevallo	2000
1,777-Corey Jones, Montevallo	1999
1,751-Nic Stankov, West Florida	2002
1,750-Juan Garcia, West Florida	2007
1,677-Shawn Loth, Christian Brothers	1996
1,668-David Esser, Montevallo	2008
1,656-Raven Keet, Montevallo	2004
1,645-David Scott, Central Arkansas	1996

Career:

6,477-Nic Stankov, West Florida	1999-02
6,378-David Scott, Central Arkansas	1996-99
5,847-Corey Jones, Montevallo	1999-02
5,382-Raven Keet, Montevallo	2002-05
4,997-Adam Woznicki, Central Arkansas	2000-03
4,428-Jake Aycock, Christian Brothers	1998-01
3,950-Michael Allen, Harding	2000-03
3,725-Melford James Jr., Montevallo	2006-07
3,705-James Thurmond, Harding	2006-09
3,557-Juan Garcia, West Florida	2005-07

WINS

Season:

17-Melford James Jr., Montevallo	2007
16-Juan Garcia, West Florida	2007
15-C.J. Meert, West Florida	1998
14-David Esser, Montevallo	2008
13-Juan Carlos Garcia, West Florida	2006
13-Nic Stankov, West Florida	2002
13-Nic Stankov, West Florida	2001
13-Adam Burke, Alabama-Huntsville	1996
12-Melord James, Jr., Montevallo	2006
12-Jake Aycock, Christian Brothers	2000
12-David Scott, Central Arkansas	1999
12-Corey Jones, Montevallo	1999

Career:

45-Nic Stankov, West Florida	1999-02
38-David Scott, Central Arkansas	1996-99
33-Jake Aycock, Christian Brothers	1998-01
31-Corey Jones, Montevallo	1999-02
30-Juan Garcia, West Florida	2005-07
30-Raven Keet, Montevallo	2002-05
29-Melford James Jr., Montevallo	2006-07
28-Matt Gascoigne, West Florida	2003, 05-06
27-Adam Woznicki, Central Arkansas	2000-03
22-Ian Goodman, Central Arkansas	2004-05
22-Adam Burke, Alabama-Huntsville	1996-98

CONSECUTIVE SCORELESS MINUTES

514-Melford James Jr., Montevallo	2007
447-Juan Garcia, West Florida	2007
409-Simon Brading, West Florida	1997
406-Raven Keet, Montevallo	2004
373-Juan Garcia, West Florida	2007
338-C.J. Meert, West Florida	1998
330-David Scott, Central Arkansas	1999
308-Raven Keet, Montevallo	2004
300-Craig Lowery, Montevallo	1997
291-Daniel Foster, Christian Brothers	2007

COACHING RECORDS

CAREER WINS (while school belonged to GSC)

176-Bill Elliott, West Florida	1996-present
100-Carlos Petersen, Alabama-Huntsville	1996-08
89-Ryan Pratt, Montevallo	2001-08
61-Gareth O'Sullivan, Christian Brothers	1997-2003
57-Clint Browne, Christian Brothers	2004-present
51-Rob King, Montevallo	1996-00
49-Joel Harrison, Central Arkansas	1999-02
44-Greg Harris, Harding	2001-present
36-Chad Flanders, Central Arkansas	2003-05

WINNING PERCENTAGE (Minimum three seasons, .500)

.676-Bill Elliott, West Florida (176-78-25)	1996-present
.696-Joel Harrison, Central Arkansas (49-20-5)	1999-02
.678-Chad Flanders, Central Arkansas (36-15-8)	2003-05
.661-Helio D'Anna, Lincoln Memorial (33-16-4)	2003-05
.614-Ryan Pratt, Montevallo (89-54-11)	2001-present
.606-Rob King, Montevallo (51-32-7)	1996-00
.583-Mike Varga, Lincoln Memorial (33-23-4)	1996-98
.563-Clint Browne, Christian Brothers (57-43-12) ...	2004-present
.552-Gareth O'Sullivan, Christian Brothers (61-49-6)	1997-02

GSC MEN'S SOCCER TOURNAMENT RECORDS

TEAM RECORDS

GOALS

Match:

5-West Florida vs. Montevallo	2003 Finals
5-West Florida vs. Central Arkansas	2003 Semis
5-West Florida vs. Montevallo	2001 Semis
4-West Florida vs. Ouachita Baptist	2009 Semis
4-West Florida vs. Montevallo	2006 Finals
4-Central Arkansas vs. Montevallo	2002 Semis
4-West Florida vs. Christian Brothers	2002 Semis
4-Alabama-Huntsville vs. Montevallo	1996 Finals
4-Alabama-Huntsville vs. West Florida	1996 Semis

Tournament:

10-West Florida	2003
8-Alabama-Huntsville	1996
7-West Florida	2001
6-West Florida	2009
6-Central Arkansas	2002
5-Held by four teams. Most recently by:	
West Florida	2006

ASSISTS

Match:

7-West Florida vs. Montevallo	2006 Finals
5-Montevallo vs. Lincoln Memorial	2003 Semis
4-West Florida vs. Montevallo	2003 Finals
4-West Florida vs. Central Arkansas	2003 Semis
4-West Florida vs. Montevallo	2001 Semis
3-Held by five teams. Most recently by:	
Alabama-Huntsville vs. Christian Brothers	2009 Semis

Tournament:

8-West Florida	2003
7-West Florida	2006
6-Montevallo	2003
5-Alabama-Huntsville	1996
4-Montevallo	2006
4-Central Arkansas	2004
4-Central Arkansas	2002
4-West Florida	2001
3-Held by six teams. Most recently by:	
Alabama-Huntsville	2009

POINTS

Match:

15-West Florida vs. Montevallo	2006 Finals
14-West Florida vs. Montevallo	2003 Finals
14-West Florida vs. Central Arkansas	2003 Semis
14-West Florida vs. Montevallo	2000 Semis
11-Montevallo vs. Lincoln Memorial	2003 Semis
11-Central Arkansas vs. Montevallo	2002 Semis
11-Alabama-Huntsville vs. West Florida	1996 Semis
10-West Florida vs. Christian Brothers	2002 Semis
10-Alabama-Huntsville vs. Montevallo	1996 Finals
9-Held by three teams. Most recently by:	
Alabama-Huntsville vs. Christian Brothers	2009 Semis
West Florida vs. Ouachita Baptist	2009 Semis

Tournament:

28-West Florida (10 goals, 8 assists)	2003
21-Alabama-Huntsville (8 goals, 5 assists)	1996
18-West Florida (7 goals, 4 assists)	2001
17-West Florida (5 goals, 7 assists)	2006
16-Central Arkansas (6 goals, 4 assists)	2002
14-West Florida (6 goals, 2 assists)	2009
14-Montevallo (4 goals, 6 assists)	2003
13-Montevallo (5 goals, 3 assists)	2004
12-West Florida (5 goals, 2 assists)	2002
12-West Florida (5 goals, 2 assists)	1998

SHOTS ON GOAL

Match:

25-West Florida vs. Montevallo	2003 Finals
24-West Florida vs. Central Arkansas	2003 Semis
23-West Florida vs. Montevallo	2000 Semis
22-West Florida vs. Montevallo	2001 Semis
22-Christian Brothers vs. Alabama-Huntsville	2000 Semis
22-Alabama-Huntsville vs. West Florida	1997 Semis
21-Central Arkansas vs. Montevallo	2004 Finals
21-Central Arkansas vs. Christian Brothers	2004 Semis
20-Lincoln Memorial vs. Montevallo	2005 Semis
20-Alabama-Huntsville vs. Montevallo	1996 Finals

Tournament:

49-West Florida	2003
42-Central Arkansas	2004
39-West Florida	2001
35-Christian Brothers	2000
33-West Florida	2002
33-Alabama-Huntsville	1997
32-Lincoln Memorial	2005
32-Alabama-Huntsville	1996
31-Central Arkansas	2002
31-West Florida	1998

SAVES

Match:

11-Central Arkansas vs. Montevallo	1997 Semis
10-Central Arkansas vs. Christian Brothers	2004 Semis
9-West Florida vs. Montevallo	2008 Finals
9-Christian Brothers vs. Central Arkansas	2004 Semis
9-Central Arkansas vs. West Florida	2003 Semis
9-Alabama-Huntsville vs. Christian Brothers	2000 Semis
8-Held by six teams. Most recently by:	
Alabama-Huntsville vs. West Florida	2009 Finals

Tournament:

15-West Florida	2008
12-Alabama-Huntsville	2009
12-Montevallo	2007
12-Central Arkansas	2004
12-Montevallo	2004
11-Christian Brothers	2000
11-Central Arkansas	1997
10-Central Arkansas	2001
10-Lincoln Memorial	1998
9-Held by six teams. Most recently by:	
Montevallo	2008

SHUTOUTS

2-West Florida	2008
2-West Florida	2007
2-Christian Brothers	2000
2-West Florida	1998

FEWEST SHOTS ALLOWED (Min. Two Matches)

10-Alabama-Huntsville	1996
12-West Florida	1998
14-Alabama-Huntsville	1997
15-Montevallo	1997

WIDEST MARGIN OF VICTORY

5-West Florida v. Central Arkansas	2003 Semis
4-West Florida v. Montevallo	2003 Finals
4-West Florida v. Christian Brothers	2002 Semis
4-Alabama-Huntsville v. West Florida	1996 Semis
3-Held by seven teams. Most recently by:	
West Florida v. Ouachita Baptist	2009 Semis

GSC MEN'S SOCCER TOURNAMENT RECORDS

INDIVIDUAL RECORDS

GOALS (Active Teams Only. Seven held by Former Members)

Match:

2-Kyle Goncalves, Alabama-Huntsville vs. CBU	2009 Semis
2-Stephen Munoz, West Florida vs. OBU	2009 Semis
2-Keith Savage, West Florida vs. Montevallo	2006 Finals
2-Matthew Estrem, West Florida vs. Montevallo	2003 Finals
2-Felipe Lawall, West Florida vs. Central Arkansas	2003 Semis
2-Jonathan Sampson, West Florida vs. Central Arkansas	2001 Finals
2-Tommy Robinson, West Florida vs. Montevallo	2001 Semis
2-Barry Gibney, Christian Brothers vs. Montevallo	2000 Finals
2-Jon Stefansson, West Florida vs. Lincoln Memorial	1998 Finals
2-Jon Stefansson, West Florida vs. Central Arkansas	1998 Semis
2-Lincoln Ziyenge, Alabama-Huntsville vs. Montevallo	1996 Finals
2-Lincoln Ziyenge, Alabama-Huntsville vs. West Florida	1996 Semis

Tournament:

4-Jon Stefansson, West Florida	1998
4-Lincoln Ziyenge, Alabama-Huntsville	1996
3-Stephen Munoz, West Florida	2009
3-Tommy Robison, Montevallo	2004
3-Felipe Lawall, West Florida	2003
3-Barry Gibney, Christian Brothers	2000

ASSISTS

Match:

3-Igor Gonzalez, West Florida vs. Montevallo	2001 Semis
2-Held by several players. Most recently by:	
Jimmy McHenry, West Florida vs. Montevallo	2006 Finals
Keith Savage, West Florida vs. Montevallo	2006 Finals

Tournament:

3-Ryan McKean, Central Arkansas	2002
3-Igor Gonzalez, West Florida	2001

POINTS

Match:

6-Keith Savage, West Florida vs. Montevallo (2 G, 2 A)	2006 Finals
6-Ryan McKean, Central Arkansas vs. UM (2 G, 2 A)	2002 Semis
5-Barry Gibney, Christian Brothers vs. UM (2 G, 1 A)	2000 Finals
4-Held by several players. Most recently by:	
Kyle Goncalves, Ala.-Huntsville vs. CBU (2 G)	2009 Semis
Stephen Munoz, West Florida vs. OBU (2 G)	2009 Semis

Tournament:

8-Jon Stefansson, West Florida	1998
8-Lincoln Ziyenge, Alabama-Huntsville	1996
7-Felipe Lawall, West Florida	2003
7-Ryan McKean, Central Arkansas	2002
7-Barry Gibney, Christian Brothers	2000
6-Stephen Munoz, West Florida	2009
6-Keith Savage, West Florida	2006
6-Jimmy Nummy, Montevallo	2004
6-Trey Knox, Alabama-Huntsville	1996

SHOTS ON GOAL

Match:

9-Frederico Moojen, Lincoln Memorial vs. Montevallo	2004 Semis
8-Felipe Lawall, West Florida vs. Montevallo	2003 Finals
7-Matt Marlin, Central Arkansas vs. Christian Brothers	2004 Semis
7-Barry Gibney, Christian Brothers vs. Ala.-Huntsville	2000 Semis
7-Brett Johnson, Central Arkansas vs. Montevallo	1999 Semis
7-Ben Barker, Alabama-Huntsville vs. West Florida	1997 Semis
6-Held by eight players. Most recently by:	
Frederico Moojen, Lincoln Memorial vs. Central Ark.	2005 Finals
Frederico Moojen, Lincoln Memorial vs. Montevallo	2005 Semis

SHOTS ON GOAL (cont.)

Tournament:

14-Felipe Lawall, West Florida	2003
13-Barry Gibney, Christian Brothers	2000
12-Frederico Moojen, Lincoln Memorial	2005
10-Jon Stefansson, West Florida	1998
9-Frederico Moojen, Lincoln Memorial	2004
9-Eddie Mukahanana, Montevallo	2000
9-Dave Swaney, Lincoln Memorial	1998
8-Ryan McKean, Central Arkansas	2002

GOALKEEPER RECORDS

SAVES

Match:

11-David Scott, Central Arkansas vs. Montevallo	1997 Semis
10-Ian Goodman, Central Arkansas vs. CBU	2004 Semis
9-Thomas Olmsted, West Florida vs. Montevallo	2008 Semis
9-Marvin Hypolite, Christian Brothers vs. Central Ark.	2004 Semis
9-Adam Woznicki, Central Arkansas vs. West Florida	2003 Semis
9-Toro Hill, Alabama-Huntsville vs. Christian Brothers	2000 Semis
8-Held by five players. Most recently by:	
Tyler Earley, Alabama-Huntsville vs. West Fla.	2009 Finals

Tournament:

15-Thomas Olmsted, West Florida	2008
12-Tyler Earley, Alabama-Huntsville	2009
12-Ian Goodman, Central Arkansas	2004
12-Raven Keet, Montevallo	2004
11-Melford James Jr., Montevallo	2007
11-Jake Aycock, Christian Brothers	2000
11-David Scott, Central Arkansas	1997
10-Adam Woznicki, Central Arkansas	2001
9-Held by four players. Most recently by:	
Marvin Hypolite, Christian Brothers	2004



2009 Gulf South Conference
CONFERENCE SOCCER STATISTICS
Through games of Nov 08, 2009 (All games)

SHOTS PER GAME

## Team	GP	No.	Avg/G
1.Alabama-Huntsville..	17	260	15.29
2.West Florida.....	19	276	14.53
3.Ouachita Baptist....	14	202	14.43
4.Christian Brothers..	19	274	14.42
5.Harding.....	19	228	12.00
6.Delta State.....	15	148	9.87

POINTS PER GAME

## Team	GP	No.	Avg/G
1.Christian Brothers..	19	106	5.58
2.Ouachita Baptist....	14	78	5.57
3.West Florida.....	19	102	5.37
4.Alabama-Huntsville..	17	78	4.59
5.Harding.....	19	74	3.89
6.Delta State.....	15	48	3.20

GOALS PER GAME

## Team	GP	No.	Avg/G
1.Christian Brothers..	19	40	2.11
2.Ouachita Baptist....	14	29	2.07
3.West Florida.....	19	39	2.05
4.Alabama-Huntsville..	17	27	1.59
5.Harding.....	19	27	1.42
6.Delta State.....	15	20	1.33

ASSISTS PER GAME

## Team	GP	No.	Avg/G
1.Ouachita Baptist....	14	20	1.43
2.Alabama-Huntsville..	17	24	1.41
3.Christian Brothers..	19	26	1.37
4.West Florida.....	19	24	1.26
5.Harding.....	19	20	1.05
6.Delta State.....	15	8	0.53

GOALS AGAINST AVERAGE

## Team	GP	GA	Minutes	Avg.
1.West Florida.....	19	21	1750:00	1.08
2.Alabama-Huntsville..	17	26	1639:24	1.43
3.Christian Brothers..	19	33	1757:12	1.69
4.Ouachita Baptist....	14	26	1260:00	1.86
5.Delta State.....	15	40	1422:20	2.53
6.Harding.....	19	54	1838:53	2.64

SAVES PER GAME

## Team	GP	No.	Avg/G	GA	Save%
1.Delta State.....	15	97	6.47	40	70.80
2.Harding.....	19	101	5.32	54	65.16
3.Ouachita Baptist....	14	69	4.93	26	72.63
4.Alabama-Huntsville..	17	79	4.65	26	75.24
5.Christian Brothers..	19	62	3.26	33	65.26
6.West Florida.....	19	49	2.58	21	70.00

SHUTOUTS PER GAME

## Team	GP	Shutouts	Avg/G
1.West Florida.....	19	6	0.32
2.Ouachita Baptist....	14	4	0.29
3.Christian Brothers..	19	5	0.26
4.Alabama-Huntsville..	17	4	0.24
5.Harding.....	19	3	0.16
6.Delta State.....	15	1	0.07

TEAM MISCELLANEOUS

Team	GP	Shots	Fouls	Offside	Corners	PK/PKA	YC/RC
Alabama-Huntsville..	17	260	246	51	77	4/2	40/3
Christian Brothers..	19	274	279	49	130	2/2	34/4
Delta State.....	15	148	221	14	27	5/4	32/3
Harding.....	19	228	237	44	84	5/4	29/3
Ouachita Baptist....	14	202	160	22	74	1/0	14/2
West Florida.....	19	276	224	49	119	4/4	27/3

**2009 Gulf South Conference
GSC Team Highs
Through games of Nov 08, 2009 (All games)**

TEAM HIGHS (highest totals made by)

POINTS.....	27	Christian Brothers vs Rust (Aug 27, 2009)
	20	Harding vs Williams Baptist (Sep 29, 2009)
GOALS.....	11	Christian Brothers vs Rust (Aug 27, 2009)
	7	Ouachita Baptist vs Williams Baptist (Sep 11, 2009)
	7	Harding vs Williams Baptist (Sep 29, 2009)
ASSISTS.....	7	West Florida at Florida Southern (Sep 13, 2009)
	6	Ouachita Baptist at Louisiana College (Sep 03, 2009)
	6	Harding vs Williams Baptist (Sep 29, 2009)
SHOTS.....	34	Alabama-Huntsville at Trevecca Nazarene (Sep 07, 2009)
	31	Delta State at Louisiana College (Sep 11, 2009)
SAVES.....	13	Delta State vs Florida Tech (Aug 28, 2009)
	12	Harding at Drury University (Sep 04, 2009)

2009 Gulf South Conference
INDIVIDUAL SOCCER STATISTICS
Through games of Nov 08, 2009 (All games)

To be ranked, a player must appear in at least 50.0% of their team's games, goalies at least 33.0% of their team's minutes.

SHOTS PER GAME

## Player-Team	GP	No.	Avg/G
1.Alex Tonrey-OBU.....	13	37	2.85
2.Sergiu Postolache-OBU....	11	31	2.82
3.Jay Mainville-UWF.....	14	35	2.50
4.Brett Hughson-UAH.....	14	33	2.36
5.David Horstmann-DSU.....	15	35	2.33
Rizvan Ceka-OBU.....	12	28	2.33
7.Connor Galloway-HU.....	19	42	2.21
8.Phillip McCormick-HU....	15	33	2.20
9.Andrew Ballard-CBU.....	17	36	2.12
10.Zach Tubinis-CBU.....	18	38	2.11
Paul Willoughby-UWF.....	18	38	2.11

POINTS PER GAME

## Player-Team	GP	Goals	Ast.	Pts.	Avg/G
1.Rizvan Ceka-OBU.....	12	9	3	21	1.75
2.David Horstmann-DSU.....	15	10	4	24	1.60
3.Sergiu Postolache-OBU....	11	6	5	17	1.55
4.Jay Mainville-UWF.....	14	8	4	20	1.43
5.Stephen Munoz-UWF.....	19	9	6	24	1.26
6.Paul Willoughby-UWF.....	18	8	4	20	1.11
7.Zach Tubinis-CBU.....	18	8	2	18	1.00
Andrew Ballard-CBU.....	17	7	3	17	1.00
Clark Bradford-CBU.....	16	5	6	16	1.00
10.Connor Galloway-HU.....	19	7	3	17	0.89

GOALS PER GAME

## Player-Team	GP	No.	Avg/G
1.Rizvan Ceka-OBU.....	12	9	0.75
2.David Horstmann-DSU.....	15	10	0.67
3.Jay Mainville-UWF.....	14	8	0.57
4.Sergiu Postolache-OBU....	11	6	0.55
5.Stephen Munoz-UWF.....	19	9	0.47
6.Zach Tubinis-CBU.....	18	8	0.44
Paul Willoughby-UWF.....	18	8	0.44
8.Andrew Ballard-CBU.....	17	7	0.41
9.Connor Galloway-HU.....	19	7	0.37
10.Brett Hughson-UAH.....	14	5	0.36

ASSISTS PER GAME

## Player-Team	GP	No.	Avg/G
1.Sergiu Postolache-OBU....	11	5	0.45
2.Clark Bradford-CBU.....	16	6	0.38
3.Stephen Munoz-UWF.....	19	6	0.32
4.Jay Mainville-UWF.....	14	4	0.29
5.David Horstmann-DSU.....	15	4	0.27
6.Andres Flores-UAH.....	16	4	0.25
Drew Nowlin-HU.....	16	4	0.25
Rizvan Ceka-OBU.....	12	3	0.25
Ben Pettigrew-OBU.....	8	2	0.25
10.Alex Tonrey-OBU.....	13	3	0.23

GAME-WINNING GOALS

## Player-Team	GP	No.	Avg/G
1.Paul Willoughby-UWF.....	18	4	0.22
2.Zach Tubinis-CBU.....	18	3	0.17
3.Rizvan Ceka-OBU.....	12	2	0.17
Payam Pourjavard-OBU....	14	2	0.14
Jay Mainville-UWF.....	14	2	0.14
Phillip McCormick-HU....	15	2	0.13
Clark Bradford-CBU.....	16	2	0.12
Stephen Munoz-UWF.....	19	2	0.11
Robert Mingo-CBU.....	19	2	0.11

SAVES PER GAME

## Player-Team	GP	No.	Avg/G
1.Flavio Romero-DSU.....	15	89	5.93
2.Neal Ozmun-OBU.....	14	63	4.50
3.Tyler Earley-UAH.....	16	71	4.44
4.Andrew Flesher-HU.....	14	47	3.36
5.Harrison Cheatham-CBU....	15	50	3.33
6.James Thurmond-HU.....	17	49	2.88
7.Elliott Purdom-UWF.....	19	43	2.26

SHUTOUTS PER GAME

## Player-Team	GP	Shutouts	Sho/G
1.Elliott Purdom-UWF.....	19	4	0.21
2.Harrison Cheatham-CBU....	15	3	0.20
3.Tyler Earley-UAH.....	16	3	0.19
4.Flavio Romero-DSU.....	15	1	0.07

GOALS AGAINST AVG

## Player-Team	GP	GA	Minutes	GaAvg
1.Elliott Purdom-UWF.....	19	16	1568:18	0.92
2.Tyler Earley-UAH.....	16	23	1475:45	1.40
3.Harrison Cheatham-CBU....	15	23	1274:51	1.62
4.Neal Ozmun-OBU.....	14	25	1126:03	2.00
5.James Thurmond-HU.....	17	24	1044:22	2.07
6.Flavio Romero-DSU.....	15	36	1326:14	2.44
7.Andrew Flesher-HU.....	14	29	704:31	3.70

**2009 Gulf South Conference
GSC Individual Highs
Through games of Nov 08, 2009 (All games)**

INDIVIDUAL PLAYER GAME HIGHS

POINTS.....	7	Rizvan Ceka (Ouachita Baptist) at Louisiana College (Sep 03, 2009)
	7	Jay Mainville (West Florida) at Florida Southern (Sep 13, 2009)
	7	Stephen Munoz (West Florida) at Florida Southern (Sep 13, 2009)
GOALS.....	3	Zach Tubinis (Christian Brothers) vs Rust (Aug 27, 2009)
	3	Rizvan Ceka (Ouachita Baptist) at Louisiana College (Sep 03, 2009)
ASSISTS.....	3	Stephen Munoz (West Florida) at Florida Southern (Sep 13, 2009)
	3	Jay Mainville (West Florida) at Florida Southern (Sep 13, 2009)
SHOTS.....	10	Tony Stock (Alabama-Huntsville) vs Tennessee-Wesleyan (Oct 07, 2009)
	8	Rizvan Ceka (Ouachita Baptist) vs Williams Baptist (Sep 11, 2009)
	8	Josh Jokic (Delta State) at Louisiana College (Sep 11, 2009)
	8	Connor Galloway (Harding) at Ouachita Baptist (Nov 01, 2009)
SAVES.....	12	Flavio Romero (Delta State) vs Florida Tech (Aug 28, 2009)
	10	Flavio Romero (Delta State) at Mississippi College (Sep 01, 2009)
	10	Harrison Cheatham (Christian Brothers) vs Barry (Sep 11, 2009)
	10	Andrew Flesher (Harding) at Belhaven College (Oct 23, 2009)
	10	Neal Ozmun (Ouachita Baptist) vs Harding (Nov 01, 2009)



2009 Division II Men's SOCCER CHAMPIONSHIP

Hosted by University of Tampa
December 3 and 5

Opening Round
November 11

First Round
November 12 or 13

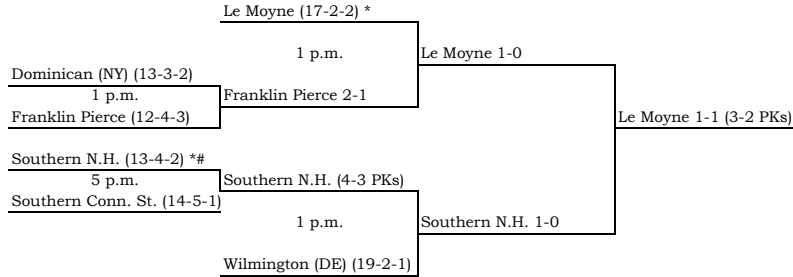
Second Round
November 14 or 15

Quarterfinals
November 21 or 22


Semifinals
December 3

Final
December 5

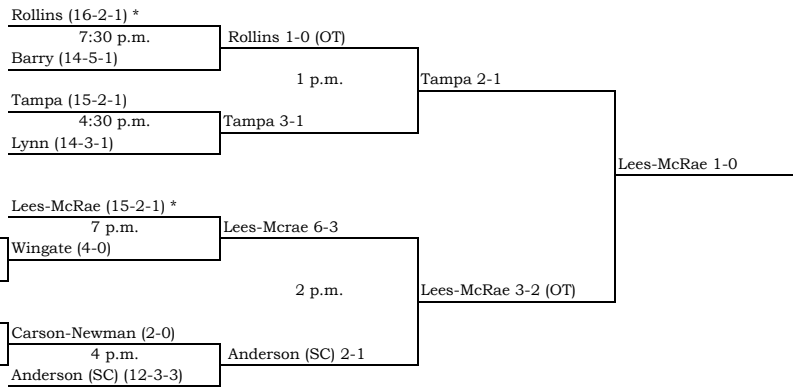
SUPER REGION 1



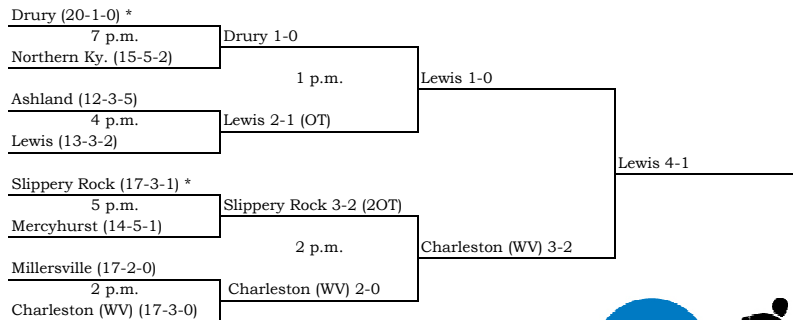
SUPER REGION 2



SUPER REGION 3



SUPER REGION 4



Fort Lewis 8-2

Fort Lewis 1-0

NATIONAL CHAMPION

Note: Southeast Region Rounds 1 and 2 to be played Friday/Sunday, respectively.

Lees-McRae 2-2 (5-3 PKs)

* Host Site

Note: All Times Local

Games will be played on Thurs. Nov. 12th and Sat. Nov. 14th

NCAA/07/29/2009/RV

